



HARLO PRODUCTS

HP SERIES ROUGH TERRAIN FORKLIFTS

www.HARLO.com

(800) 391- 4151

A third generation, family owned business, HARLO Products Corporation has been serving the vertical mast rough terrain forklift industry since the early 1940s. For decades, the HARLO name has been synonymous with quality and dependability.

In a Grand Rapids, Michigan back alley, HARLO started making vertical mast assemblies for the US Navy during WWII. HARLO was a pioneer in the rough terrain forklift industry, and has been a major supplier of OEM equipment for over 75 years. HARLO has been partnered with some of the world's largest equipment companies, including John Deere, Massey Ferguson, Ford, Case, and International Harvester.

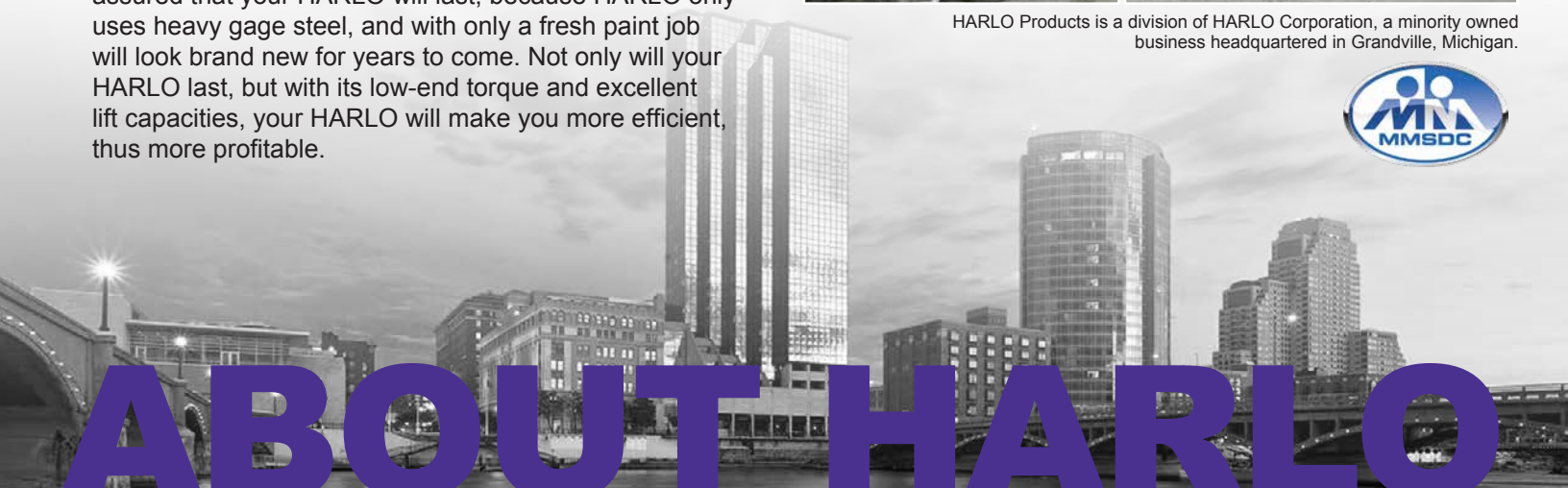
While holding on to traditional values, HARLO continues to build rough terrain forklifts to meet a variety of modern needs. HARLO forklift owners know that when buying a HARLO forklift, they will receive the highest return on their investment.

HARLO prides itself on being a hands on company... literally. Each HARLO forklift is crafted at their West Michigan headquarters by hand. HARLO counts on the experience, expertise, and pride of its workers to craft a quality product. This hand-crafted manufacturing process paired with extensive quality control measures ensures consistent quality and attention to detail. Unlike the competition, HARLO is able to respond to custom concerns, because they have experts willing to design a machine tailored to the customer's needs.

The HP Series has everything you would expect of a rough terrain forklift and more. Offering 51 different mast configurations and several industry focused optional features, HARLO gives you the opportunity to purchase a machine that meets your specific needs. You can rest assured that your HARLO will last, because HARLO only uses heavy gage steel, and with only a fresh paint job will look brand new for years to come. Not only will your HARLO last, but with its low-end torque and excellent lift capacities, your HARLO will make you more efficient, thus more profitable.



HARLO Products is a division of HARLO Corporation, a minority owned business headquartered in Grandville, Michigan.





ENGINE SPECIFICATIONS*

Engine	John Deere 4045TFC03
Emissions Rating	Tier 4 final
Net Engine Horsepower	74 horsepower at 2500 rpm
Max Net Torque	224ft-lbs at 1600 rpm
Fuel Injection	common rail -electronic
Aspiration	Turbocharged
Displacement	275 cubic inches
Bore/ Stroke	4.20 inches / 5.0 inches
Compression Ratio	19 : 1
Transmission	Syncromesh
Hydraulic System	Piston Pump (32 gpm at 2400)

*Engine Specification apply to all John Deere HP Models.



TIER 4 FINAL

Tier 4 emission requirements were an opportunity for HARLO to rethink design elements of its rough terrain forklifts. HARLO engineers understood that a John Deere Electronic Tier 4 Final 74 hp. turbocharged diesel engine **does not need after treatments** therefore-No DEF required. Which helps to reduce the daily operating costs of the unit.

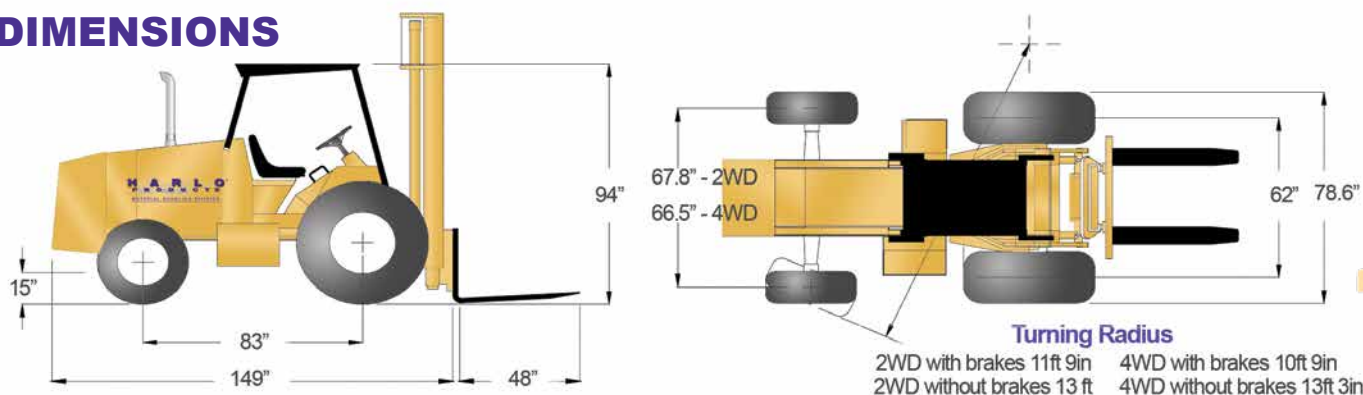
HARLO sought out a solution that would provide end-users with the **same performance** they have come to expect from previous John Deere powered models.

Lower horse power could mean less performance, so enhancements were made to gain efficiencies through improved hydraulics and an enhanced cooling system. The new HP-Series is the only rough terrain forklift in its class to use a pressure and flow compensated hydraulic pump.

Unlike all rough terrain forklift manufacturers using a gear pump, HARLO chose a **Piston Pump** for more controlled pressure efficiencies.

The redesigned HP Series offers the most versatile rough terrain forklifts on the market. The rugged design allows the operator to navigate effortlessly in a variety of terrains. All models are available in both 2 and 4 wheel drive options. The HP Series forklifts are used in construction, agriculture, oil fields, forestry, as well as many more industries around the world.

DIMENSIONS



MAST OPTIONS

Lift Height	Type	Available Carriage Width	Stage	Overall Lowered	Overall Extended	Capacity at 24" Load Center	2WD Weight	4WD Weight	Freelift
12' Roller	Notch ITA Class 2	48" 60" 72" 84"	2	113 in	183 in	5000lbs to 12'	11,697 lb	11,897 lb	None
14' Freelift	Notch ITA Class 2	48" 60" 72"	3	95 in	215 in	5000lbs to 14'	11,947 lb	12,147 lb	58"
12' Roller	Swing Carriage	48"	2	113 in	183 in	5000lbs to 12'	11,697 lb	11,897 lb	None

SHOWN WITH OPTIONAL BIN CLAMP

Currently available for the HP5000 only, HARLO's industry exclusive integrated bin clamp is a bestseller. Helping you keep bins stabilized even on the roughest terrain, the bin clamp also reduces mast wear and tear, lessens operator fatigue and makes loading more efficient.

HP5000

PRODUCTIVITY.

The HP5000's compact design and industry leading turning radius will effortlessly navigate your work site. Engineered to optimize loading performance, the HP series has been designed to maximize lift and turn efficiency, providing superior maneuverability. **Eight different mast configurations** are available to match a variety of needs. The HP5000 is available with several industry focused optional features; including an **industry exclusive integrated bin clamp**. The HP5000 is most commonly found in agriculture applications; such as sod, citrus and vegetable harvesting.

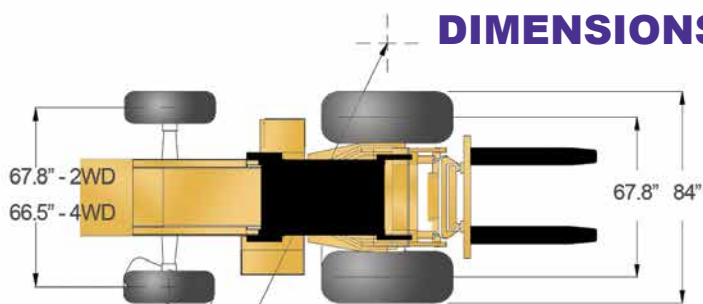
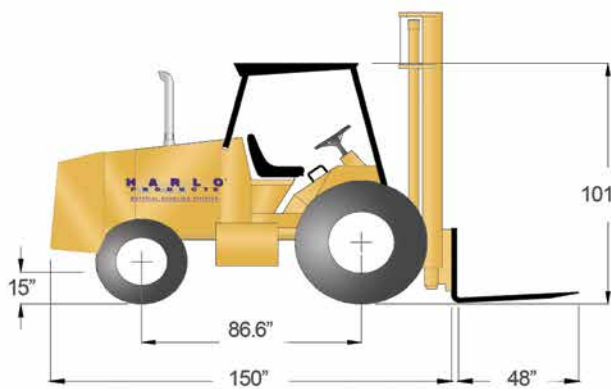


(800) 391- 4151



PRODUCTIVITY.

HARLO's mid-sized forklift, the HP6500, is the most versatile, offering **six mast height options** and **23 different mast configurations**. The HP6500 is adaptable and can be built to meet a variety of industry specific needs; including the 28' mast assembly preferred in masonry. Its best in class lift capacity, paired with HARLO's reputation for long-term dependability, makes the HP6500 the go to rough terrain forklift for many rental yards and is HARLO's bestselling forklift model.



DIMENSIONS

Turning Radius

2WD with brakes 11ft 9in 4WD with brakes 10ft 9in
2WD without brakes 13 ft 4WD without brakes 13ft 3in

MAST OPTIONS

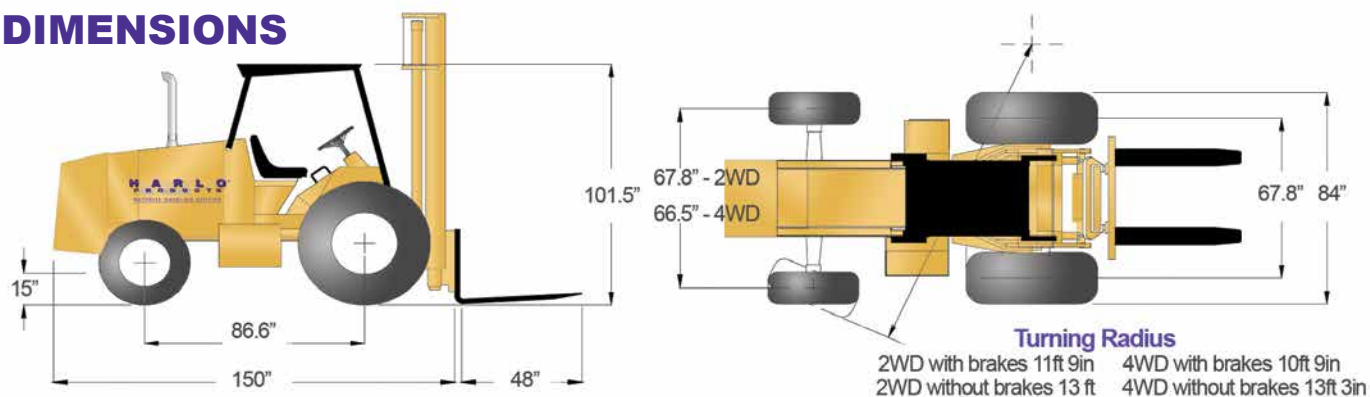
Lift Height	Type	Available Carriage Width	Stage	Overall Lowered	Overall Extended	Capacity at 24" Load Center	2WD Weight	4WD Weight	Freelift
10' Roller	Notch ITA Class 3	60" 72" 84"	2	100 in	164 in	6500lbs to 10'	12,594 lb	12,934 lb	None
11' Roller	Notch ITA Class 3	48" 60" 72" 84"	3	80 in	166 in	6500lbs to 11'	12,812 lb	13,152 lb	None
15' Roller	Notch ITA - Class 3 or Swing Carriage	60" 72" 84"	2	125 in	212 in	6500lbs to 15'	13,254 lb	13,687 lb	None
20' Freelift	Notch ITA Class 3	60" 72" 84"	3	117 in	277 in	6500lbs to 12' 4500lbs to 15' 2500lbs to 20'	13,972 lb	14,359 lb	80'
22' Roller	Notch ITA or Swing Carriage	60" 72" 84"	3	125 in	300 in	6500lbs to 12' 4500lbs to 15' 2500lbs to 22'	13,874 lb	14,261 lb	None
28' Roller	Notch ITA Class 3	60"	3	146 in	372 in	6500lbs to 12' 4500lbs to 15' 2500lbs to 22' 1000lbs to 28'	14,173 lb	14,457 lb	None

HP6500



(800) 391- 4151

DIMENSIONS



MAST OPTIONS

Lift Height	Type	Available Carriage Width	Stage	Overall Lowered	Overall Extended	Capacity at 24" Load Center	2WD Weight	4WD Weight	Freelift
15' Roller	Notch ITA Class 3	60" 72" 84" 96"	2	125 in	212 in	8500lbs to 15'	15,624 lb.	15,907 lb	None
16' Roller	Notch ITA Class 3	60" 72" 84"	3	100 in	228 in	8500lbs to 12' 6500lbs to 16'	15,780 lb	15,953 lb	None
20' Freelift	Notch ITA Class 3	60" 72" 84"	3	117 in	277 in	8500lbs to 12' 6500lbs to 15' 2500lbs to 20'	15,984 lb	16,403 lb	80"
20' Freelift	Swing Carriage	84"	3	117 in	277 in	8500lbs to 12' 6500lbs to 15' 2500lbs to 20'	15,984 lb	16,403 lb	80"
22' Roller	Notch ITA Class 3	60" 72" 84"	3	125 in	300 in	8500lbs to 12' 6500lbs to 15' 2500lbs to 22'	16,099 lb	16,497 lb	None
15' Roller	Swing Carriage	60" 72" 84"	2	125 in	212 in	8500lbs to 15'	15,624 lb	15,907 lb	None
22' Roller	Swing Carriage	60" 72" 84"	3	125 in	300 in	8500lbs to 12' 6500lbs to 15' 2500lbs to 22'	16,099 lb	16,497 lb	None

SHOWN WITH OPTIONAL ENCLOSED CAB

Designed with operator comfort in mind, HARLO offers its enclosed cab option exclusively for HP6500 and HP8500 models. The cab is built to maximize operator visibility and space. Heat and air conditioning are also available options with an enclosed cab.

HP8500

PRODUCTIVITY.

HARLO's largest rough terrain forklift, the HP8500, offers **20 different mast configurations at five different heights**. The HP8500 is available with several industry focused optional features; including an **industry exclusive integrated pipe clamp**. The HP8500, with HARLO's heavy gage steel construction and best in class lift capacity, is designed to handle the roughest work environments and is most commonly found in pipe yards, oil refineries, and construction sites.



(800) 391- 4151

HP SERIES STANDARD FEATURES

TRANSMISSION

Carraro Powered
4 x 4 Syncromesh
Torque Converter

OPERATOR PROTECTION

A.N.S.I. B 56.6 Safety Compliant
Adjustable Seat Cushion
Anti-Vandalism Kit
Backup Alarm & Horn
FOP Overhead Guard
Panaramic Rear-View Mirror
3 Inch Seatbelt

INSTRUMENTATION

Gauges:

Fuel Level
Hourmeter

Fault Monitor
Indicator Lights

TRACTOR

Hydraulic Brakes
Hydrostatic Steering
Heavy Gage Steel Construction

MAST

Side Shift (6 inches)
High Visability Mast Design
Heavy Duty Roller Bearings

TIRES

Drive Tires
16.9 x 24
2WD Steer Tires
11L - 16
4WD Steer Tires
12 - 16.5

ELECTRICAL

Dual 12 Volt Battery Kit
FNR Motion Control Switch
Key Start
Neutral Switch
Lights
2 Front Work Lights
1 Rear Work Light
1 Brake Light
Differential Lock
4WD Switch *(with 4WD Model)*

HP5000 STANDARD FEATURES

- Easy-Ride Load Cushion
- 1 Strobe Light
- Parking Brake Lever
- Mast Tilt (Forward 13° / Backward 13°)

HP6500/ HP8500 STANDARD FEATURES

- Parking Brake Switch
- Extended Mast Tilt (Forward 30° / Backward 11°)

STANDARD FEATURES





EASY-RIDE LOAD CUSHION

Standard on HP5000s, the HARLO Easy-Ride Load Cushion is also available as an option on HP6500 and HP8500 models. This feature reduces mast wear and tear, stabilizes loads, and lessens operator fatigue.



ENCLOSED CAB WITH HEAT & A/C

Full cab enclosure includes front/rear windshield wiper/washers, floor mat, window defogger and dome light. Heat and A/C available as well. Currently available on HP6500 or HP8500 models only.



INDUSTRY EXCLUSIVE: BIN CLAMP

Now available on all models, our industry exclusive integrated bin clamp stabilizes produce bins and allows for faster field travel.



INDUSTRY EXCLUSIVE: PIPE CLAMP

Our industry exclusive integrated pipe clamp secures larger pipe loads, increasing safety. This option is currently only available on the HP8500.



CUSTOM PAINT OPTIONS

HARLO offers custom paint colors. Available on all HP models, you can now customize your forklift to match your other fleet equipment.



JOYSTICK CONTROLS

HARLO introduces a new way to control your forklift. Joystick controls offer seamless, simultaneous function while optimizing operator comfort and productivity.

Visit the HARLO website to see more optional features we offer.

OPTIONAL FEATURES



(800) 391- 4151



Connect with HARLO



www.HARLO.com

(800) 391-4151